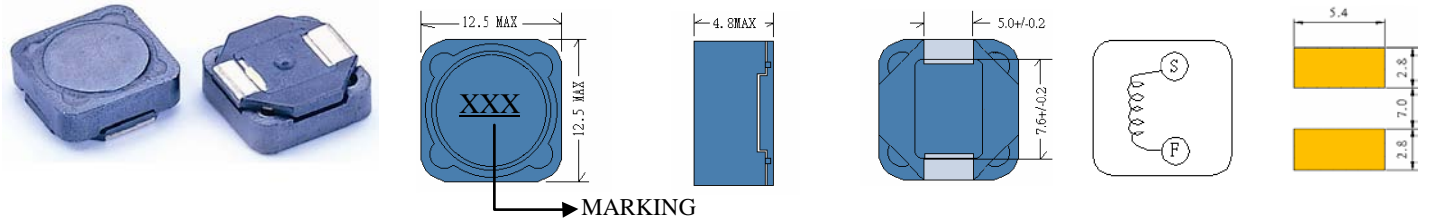


SCRH124B

SMD POWER INDUCTORS



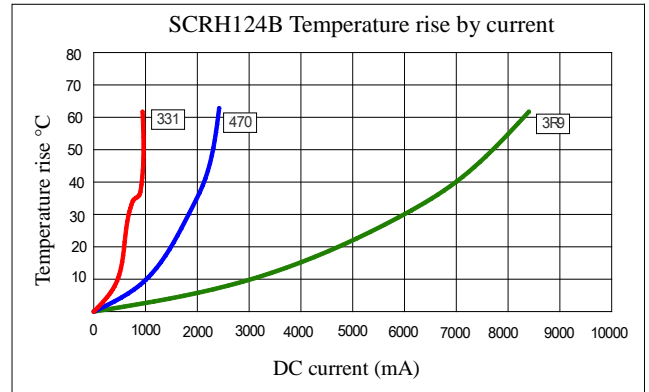
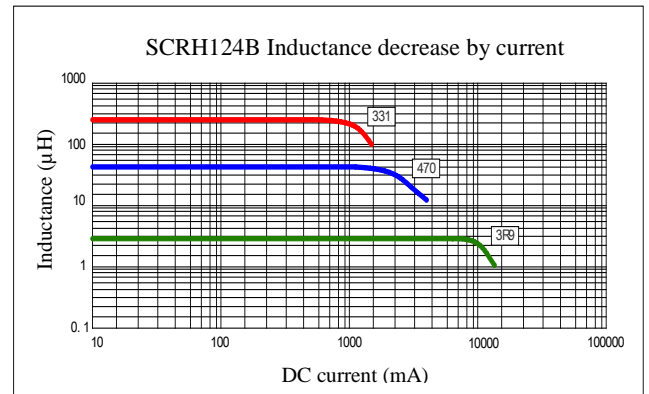
• Features

1. Magnetically shielded construction
2. Excellent Power Density
3. Engineered to Provide High Efficiency

CHARACTERISTICS



Part Number	Inductance (uH) (1)	Test Frequency	DC Resistance (Ω MAX) (2)	Saturation Current ⁽³⁾ (A)	Temperature Current ⁽⁴⁾ (A)
SCRH124B-3R9	3.9	100KHZ	20m	6.5	6.00
SCRH124B-4R7	4.7	100KHZ	24m	5.7	5.40
SCRH124B-6R8	6.8	100KHZ	30m	4.9	4.80
SCRH124B-8R2	8.2	100KHZ	34m	4.6	4.40
SCRH124B-100	10	100KHZ	38m	4.5	4.10
SCRH124B-120	12	100KHZ	49m	4.0	3.90
SCRH124B-150	15	100KHZ	53m	3.2	3.50
SCRH124B-180	18	100KHZ	62m	3.1	3.10
SCRH124B-220	22	100KHZ	66m	2.9	3.00
SCRH124B-270	27	100KHZ	92m	2.8	2.70
SCRH124B-330	33	100KHZ	111m	2.7	2.43
SCRH124B-390	39	100KHZ	132m	2.1	2.07
SCRH124B-470	47	100KHZ	170m	1.9	1.87
SCRH124B-560	56	100KHZ	190m	1.8	1.77
SCRH124B-680	68	100KHZ	220m	1.5	1.60
SCRH124B-820	82	100KHZ	275m	1.3	1.44
SCRH124B-101	100	100KHZ	330m	1.2	1.36
SCRH124B-121	120	100KHZ	400m	1.1	1.23
SCRH124B-151	150	100KHZ	530m	0.95	1.16
SCRH124B-181	180	100KHZ	620m	0.85	1.05
SCRH124B-221	220	100KHZ	700m	0.80	0.95
SCRH124B-271	270	100KHZ	870m	0.60	0.86
SCRH124B-331	330	100KHZ	990m	0.50	0.78



(1). Inductance tolerance for 3.9uH~8.2uH: ±30%, for 10uH~330uH: ±20%. Tested at 0.25V, 0ADC and 25°C

(2). DCR measured at 25°C.

(3). The DC current at which the inductance decreases by 25% from its initial value.

(4). The DC current that results in a 40°C temperature rise from 25°C ambient.

[Click here for QUANTITY PER REEL & PACKING INFORMATION](#)

Custom versions available upon request.